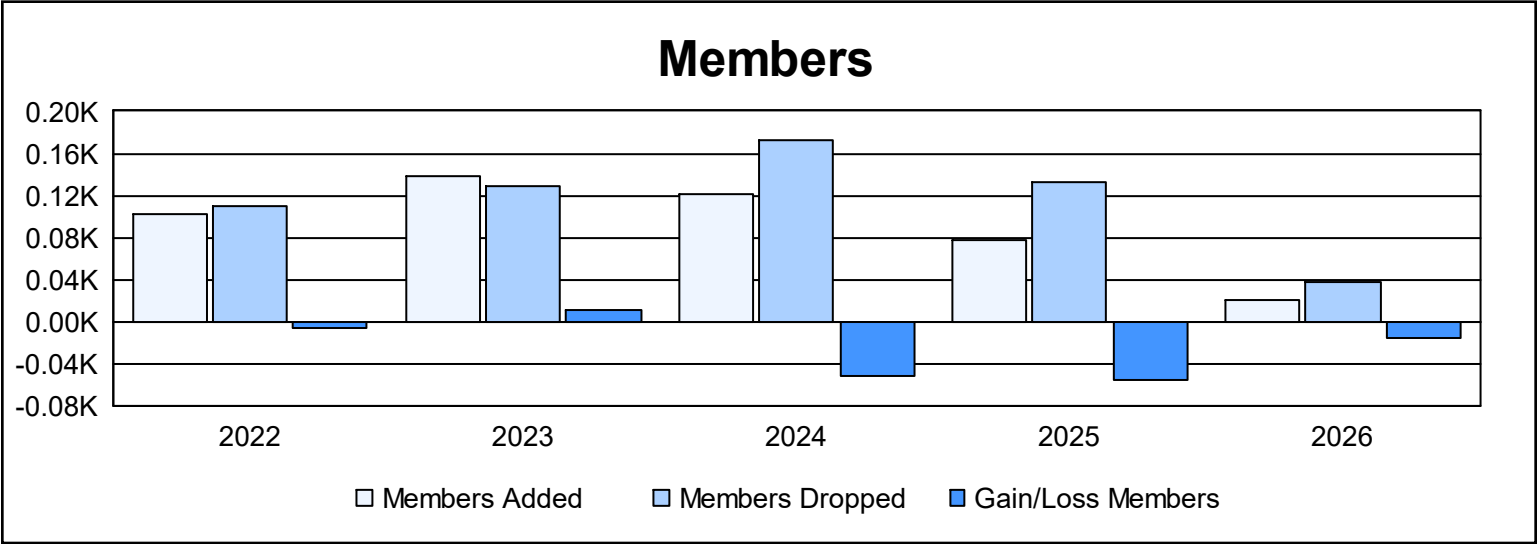
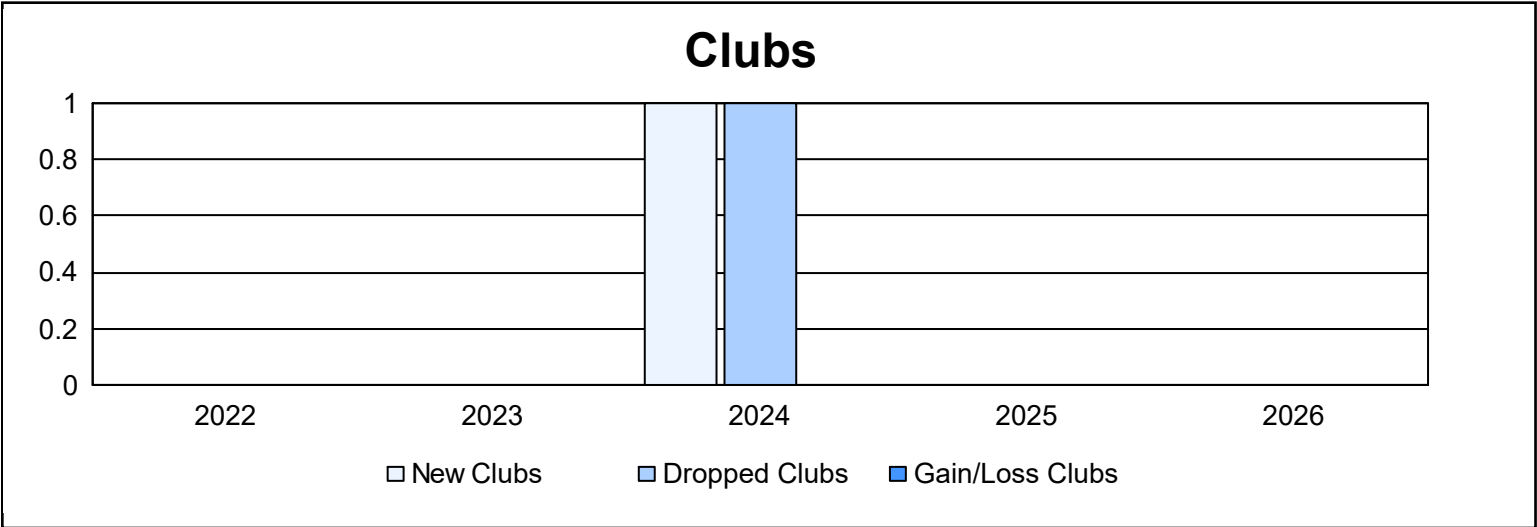
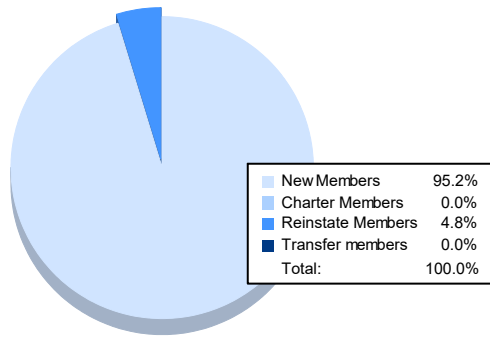


| Year | New Clubs | Dropped Clubs | Gain/ Loss Clubs | New Members | Charter Members | Reinstate Members | Transfer Members | Total Member Added | Total Members Dropped | Gain/ Loss Members |
|-----------|-----------|---------------|------------------|-------------|-----------------|-------------------|------------------|--------------------|-----------------------|--------------------|
| 2021-2022 | 0 | 0 | 0 | 81 | 2 | 11 | 8 | 102 | 109 | -7 |
| 2022-2023 | 0 | 0 | 0 | 126 | 0 | 8 | 5 | 139 | 128 | 11 |
| 2023-2024 | 1 | 1 | 0 | 86 | 21 | 12 | 3 | 122 | 173 | -51 |
| 2024-2025 | 0 | 0 | 0 | 64 | 3 | 7 | 3 | 77 | 133 | -56 |
| 2025-2026 | 0 | 0 | 0 | 20 | 0 | 1 | 0 | 21 | 37 | -16 |
| Average | 0 | 0 | 0 | 75 | 5 | 8 | 4 | 92 | 116 | -24 |



Membership Composition October 2025 Cumulative



Gender Composition October 2025 Cumulative

